

# **Disciplines of a Disciple: Studying**

What we want to try and do over the next few weeks is focus on the **major commands** that a disciple is instructed to obey over & over.



That is, of the 1000s of things a disciple is to be & do, **we want to focus on the main things that a disciple is commanded be & do over & over** to in the New Testament.



# **5 Major DISCIPLINES**

**FOR TRAINING IN GODLINESS**

# **of a Disciple**

# Praying



The discipline  
of regularly  
**communicating**  
with God.

# Studying



The discipline  
of consistently  
**learning**

from the Word of God.

# Walking



The discipline  
of increasingly  
**growing**  
in obedience to God.

# Living



The discipline  
of graciously  
**interacting**  
with other people.



# Telling



The discipline  
of devoutly  
**sharing**

the truth with other people.


# Studying

Studying is purposefully investing your time and attention to *discovering* more about the truth in the Word of God.



# Studying

Studying is reading, observing,  
contemplating, evaluating,  
meditating on & learning from  
the Bible.





# Studying

Studying may include using outside resources, technologies & aids to help *understand* the truth more.

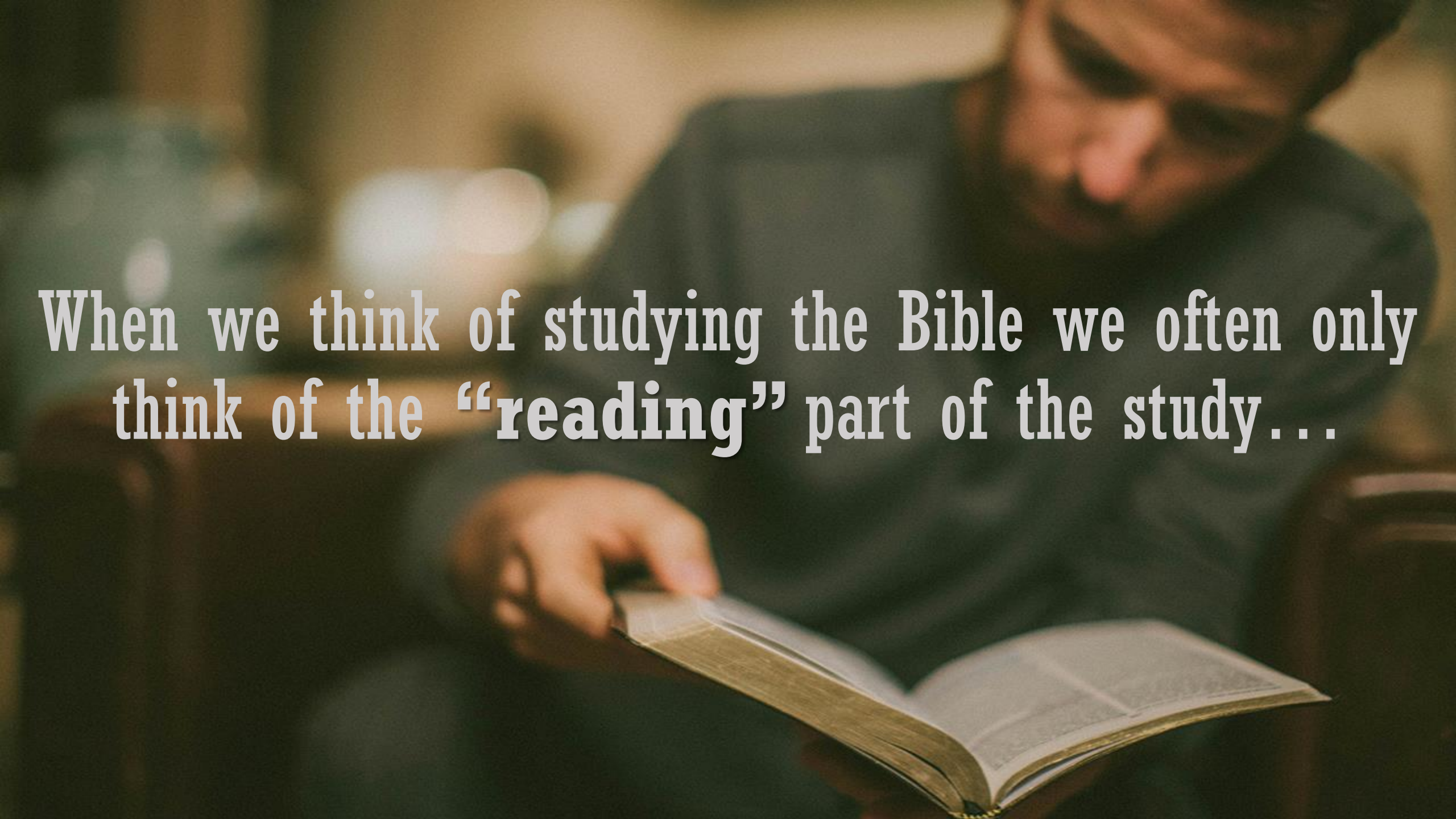


A close-up, low-angle shot of a person's feet running on a paved path. The runner is wearing white and black athletic shoes. The background is a soft-focus landscape with hills and a body of water, bathed in the warm, golden light of a setting or rising sun. The overall mood is one of movement and perseverance.

# Studying

Studying must include the *applying*,  
doing and actually obeying the truth.



A man with a beard and glasses is shown from the chest up, wearing a dark blue sweater. He is holding an open Bible with both hands and looking down at the pages. The background is softly blurred, showing warm, bokeh-style light spots. The overall mood is quiet and contemplative.

When we think of studying the Bible we often only think of the “**reading**” part of the study...



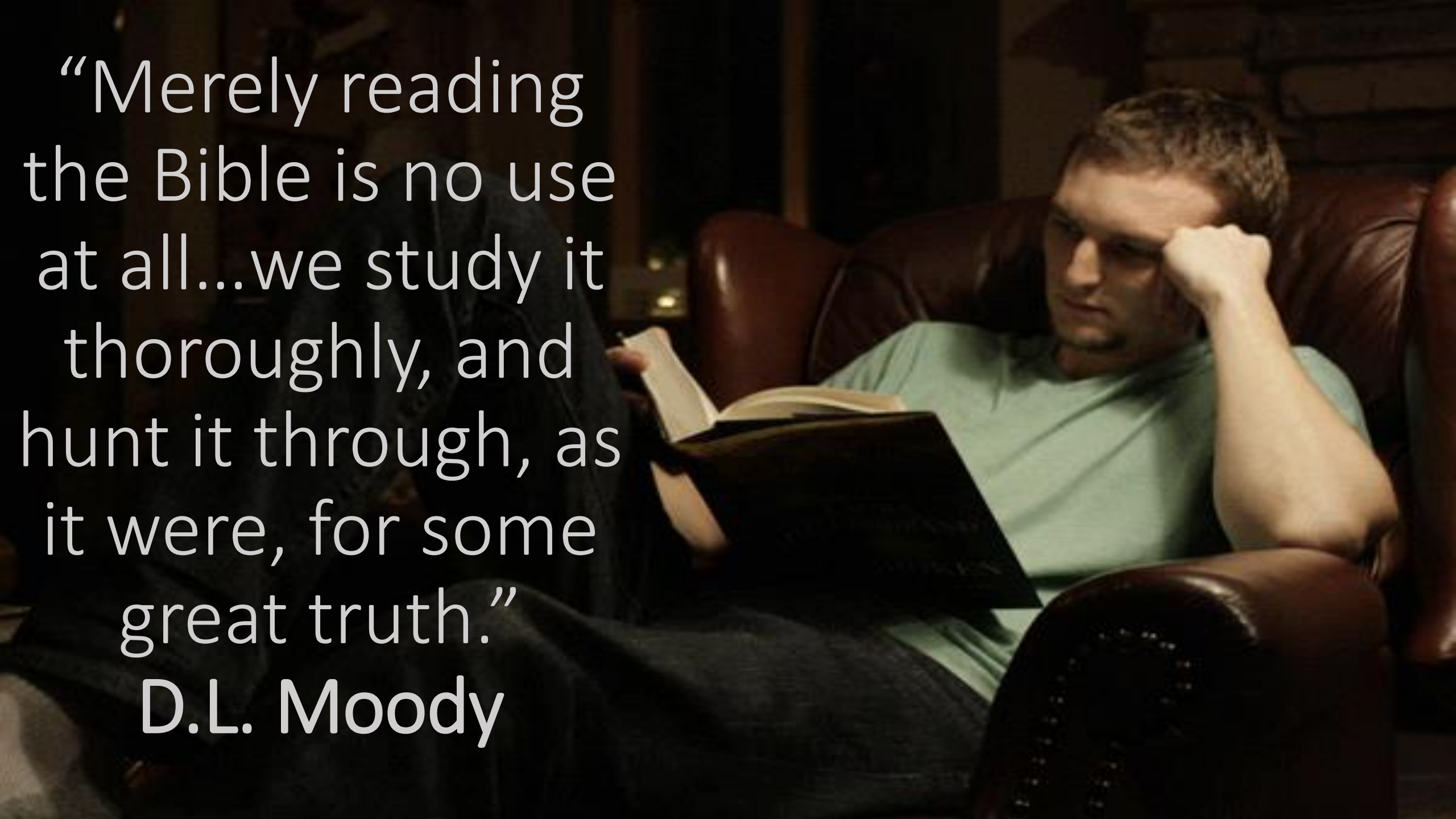
...and usually overlook the  
**“preparing” “praying” “concentrating”  
“applying & obeying”** part of the study.

Studying includes the work of reading,  
concentrating, observing & documenting.

Studying includes understanding, accepting,  
believing, trusting & desiring.

Studying includes responding, surrendering,  
applying & obeying.



A man with short brown hair, wearing a light green t-shirt and dark blue jeans, is sitting in a dark brown leather armchair. He is holding an open Bible in his lap and looking down at it. His right hand is resting on his forehead, suggesting deep thought or fatigue. The background is dimly lit, showing a stone fireplace mantel and a small lamp. The overall atmosphere is quiet and contemplative.

“Merely reading  
the Bible is no use  
at all...we study it  
thoroughly, and  
hunt it through, as  
it were, for some  
great truth.”

D.L. Moody

“We fail in our duty to study God's Word not so much because it is difficult to understand, not so much because it is dull and boring, but because it is work. Our problem is not a lack of intelligence or a lack of passion. Our problem is that we are lazy.” **R.C. Sproul**

All Scripture is God-breathed and is useful for teaching, rebuking, correcting and training in righteousness, so that the servant of God may be thoroughly equipped for every good work.

2 Timothy 3:16-17

Study, to present yourself to God as one  
approved, a worker who does not need to  
be ashamed and **who correctly handles the  
word of truth.**

**2 Timothy 2:15**

This book of the law shall not depart from your mouth, but you shall meditate on it day and night, so that you may be careful to do according to all that is written in it; for then you will make your way prosperous, and then you will have success. Joshua 1:8

I will study your commandments and reflect  
on your ways. I will delight in your decrees  
and not forget your word.

Psalm 119:15-16

Your word is a lamp to my feet  
And a light to my path. I have sworn and I  
will confirm it, that I will keep Your  
righteous ordinances.

**Psalms 119:105-106**

So commit yourselves wholeheartedly to these words of mine. Tie them to your hands and wear them on your forehead as reminders. Teach them to your children. Talk about them when you are at home and when you are on the road, when you are going to bed and when you are getting up. Write them on the doorposts of your house and on your gates...

**Deuteronomy 11:18-23**



*Developing* & Instilling  
**THE DISCIPLINE**  
*of* **Bible Study**



# Set a time.

**Reserve** a slot in the day when you can  
set aside a **consistent** block of time to just  
to study the Bible.




# Set an alarm.

Use your phone or watch to **remind** you of your **commitment** to study. We will do what is scheduled, we will neglect what is unscheduled.



# Set a place.

**Find** a quiet, removed & private location where you  
can go to ***concentrate*** on the Word of God.




# Get quiet.

**Turn off all *distractions*. Turn off and get away from anything that could interrupt and hinder.**



# Get a version.

**Find** a version of the Bible that works for you. One that is easy to **understand** and helps you engage.



# Get a notebook.

**Document** your findings. Take notes every time you study your Bible and keep them organized.



# Get a partner.

Pair up with someone else.

Ask someone to join you in your studying.





# Get a process.

**Develop** or ***adopt*** a process for studying the Bible.  
And stick to the program, no matter what.

# **Studying** the Bible correctly involves a process.

1



2




3



4



That process helps you to reach the  
**desired goal** of all Bible Study...



**That goal is to:**  
**Correctly understand**  
**God's intended meaning of the text.**



When God spoke to the writers of the Bible;  
he had a **specific intended meaning.**




**By learning and applying  
certain Bible study techniques;**



**You can reach God's intended meaning  
more accurately & effectively.**



**The process for studying the Bible  
that we are going to encourage is an  
8 step process.**







1

**Pick & print out a book of the Bible.  
Read through the book at least 3 times.**

**Gather historical background information  
and record it in your notes.**

**Make note of any immediate observations, trends,  
themes or questions you have.**



**Summarize** the entire **book**  
into 3-4 sentences.

**Summarize** each **chapter** into 2-3 sentences.

**Summarize** each **paragraph**  
into 1-2 sentences.

**Make a log** of your summaries  
in your notebook.



**Specially mark**  
important people, places and themes.

**Mark & number each occurrence of**  
**the author, recipient, key words, God the Father,**  
**Jesus, Holy Spirit, and any**  
**other major themes/key people.**



4

**Mark lists and any connecting words that show contrast, comparison, cause and effect.**

**Mark words that you simply don't know the meaning of. Make a note of any questions that you will need to investigate.**



**Try to determine the meaning of words/concepts you didn't understand.**

**Begin to try to answer the questions that were generated through your observation phase.**

**Consult other resources/helps, such as a commentary if you absolutely have to.**



Re-read each chapter & paragraph.  
Intentionally **looking for specific concepts.**

Concentrate on the truth attempting to be  
communicated. **Summarize the main concept  
being communicated** beside each paragraph, or  
when a new one is introduced.



7

**Re-write a final draft  
of each chapter & paragraph summary.  
Allow the questions you asked & truths you  
found to give you a newer  
& stronger meaning of the passage.**

**8**

**Ask yourself, “What truths can I put into practice? What changes should I make in my life”?**

**Ask yourself,  
“How would I try to communicate these truths to someone 15 years old?”**

**Write down your answers.**